


Power line filters for three-phase systems

Rated voltage 440/250 V~, 50/60 Hz

Rated current 16 to 1600 A

Construction

- Four-line filter
- Metal case
- Threaded bushes at end faces for RF-tight installation



Features

- Low leakage current
- Easy to install
- Degree of protection up to 180 A: IP 20¹⁾
- Space-saving design
- Design based on
EN 133200, UL 1283, CSA 22.2 No.8 1986

Applications

- General-purpose application in power electronics
- UPS
- Wind farms
- For machine tools, textile and packaging machines

Terminals

- Safe-to-touch terminal blocks for filters up to 180 A
- Busbars for filters 250 to 1600 A

Marking

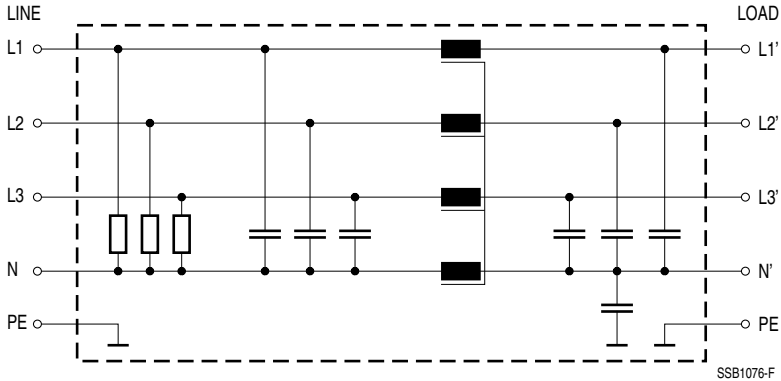
Marking on component:

Manufacturer's logo, ordering code,
rated voltage, rated current,
date code

Minimum marking on packaging:

Manufacturer's logo, ordering code

1) In accordance with IEC 60529: 1989; EN 60529: 1991; DIN VDE 0470-1

Typical circuit diagram

Technical data

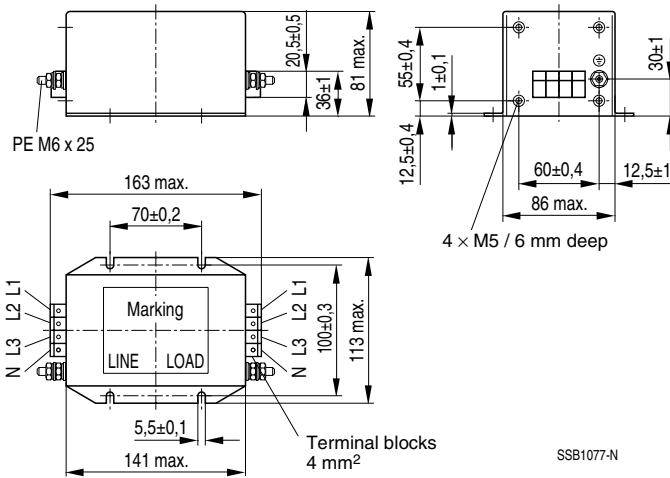
Rated voltage V_R	440/250 V~, 50/60 Hz
Rated current I_R	Referred to 40 °C ambient temperature
Test voltage V_P	1770 V~, 2 s (line/line) 2700 V~, 2 s (lines/case), for 16 ... 50 A 2550 V~, 2 s (lines/case), for 80 ... 180 A 2121 V~, 2 s (lines/case), for 250 ... 1600 A
Overload capability	$1,5 \cdot I_R$ for 3 min per hour $2,5 \cdot I_R$ für 30 s per hour
Leakage current I_{leak}	at 400 V~, 50 Hz
Climatic category	25/100/21 (-25 °C/+100 °C/21 days damp heat test) in accordance with EN 60068-1

Characteristics and ordering codes

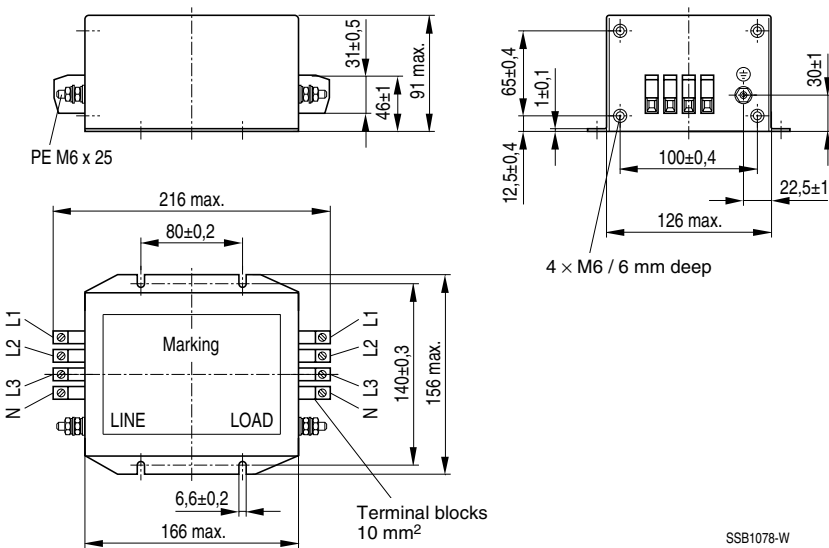
I_R A	Terminal cross section mm ²	I_{leak} mA	R_{typ} mΩ	P_V W	Approx. weight kg	Ordering code
16	4	< 3,5	10	8	2,2	B84144-A16-R
25	10	< 3,5	6	11	3,7	B84144-A25-R
36	10	< 3,5	3,5	14	3,7	B84144-A36-R
50	10	< 6	1,3	10	4,0	B84144-A50-R
80	25	< 6	0,7	13	9,5	B84144-A80-R
120	50	< 6	0,5	22	10	B84144-A120-R
150	50	< 6	0,35	24	10	B84144-A150-R
180	95	< 6	0,25	24	13	B84144-A180-R
250	Busbars	< 6	0,095	18	32	B84144-G250-S
500		< 6	0,060	45	53	B84144-G500-S
1000		< 6	0,030	90	140	B84144-G1000-S
1600		< 6	0,020	150	185	B84144-G1600-S

Dimensional drawings

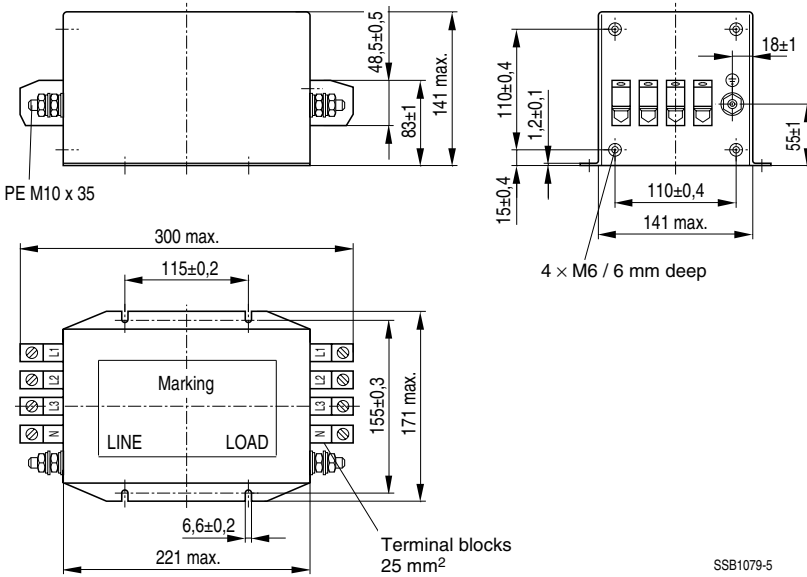
B84144-A16-R



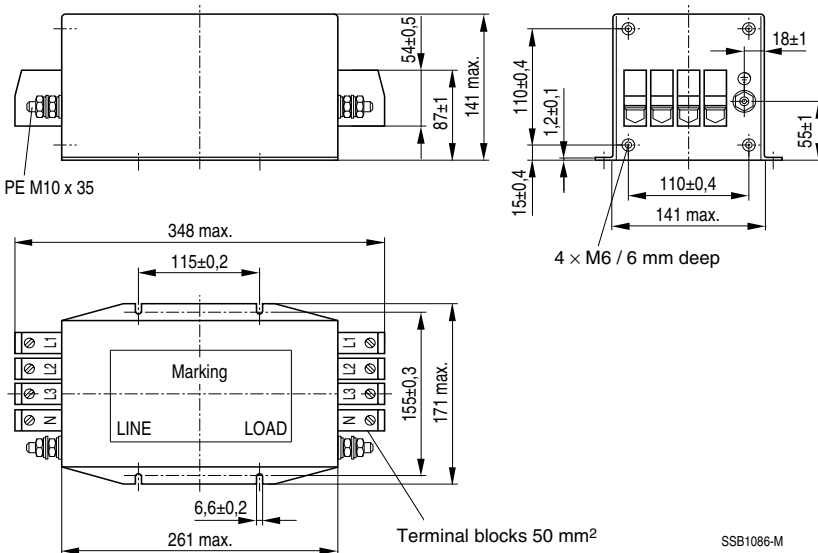
B84144-A25-R ... B84144-A50-R



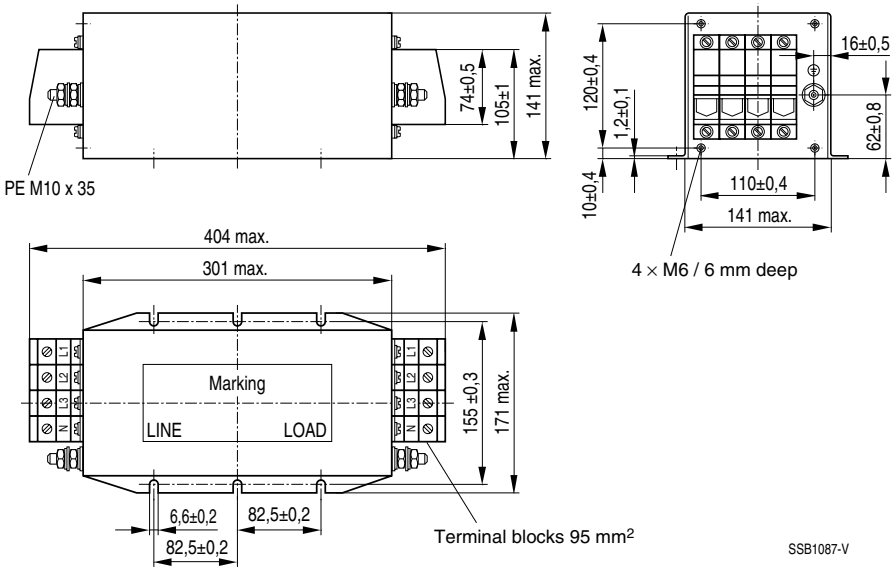
B84144-A80-R



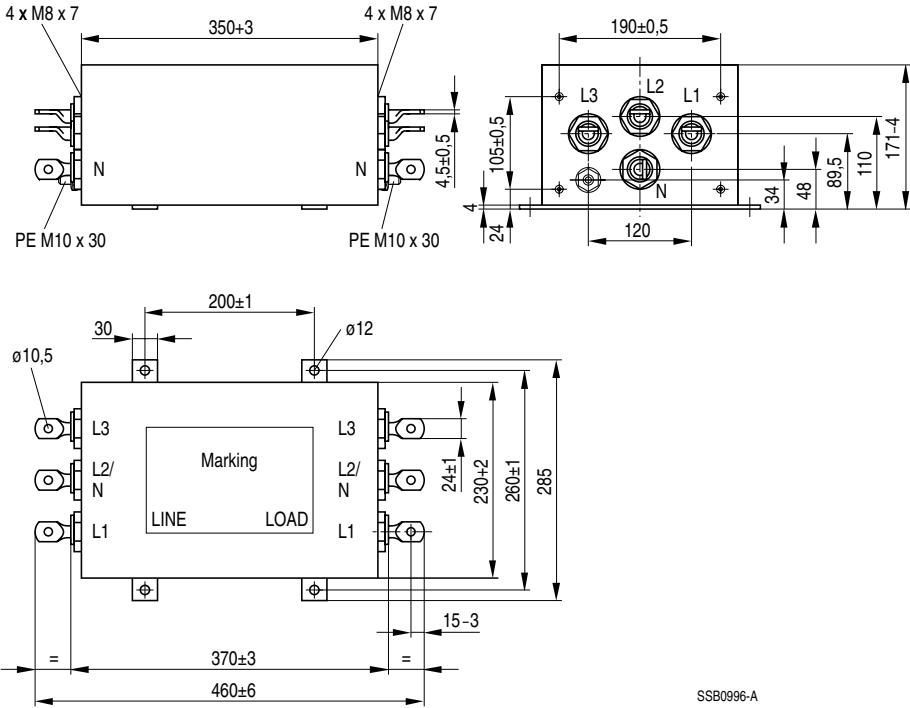
B84144-A120-R, B84144-A150-R



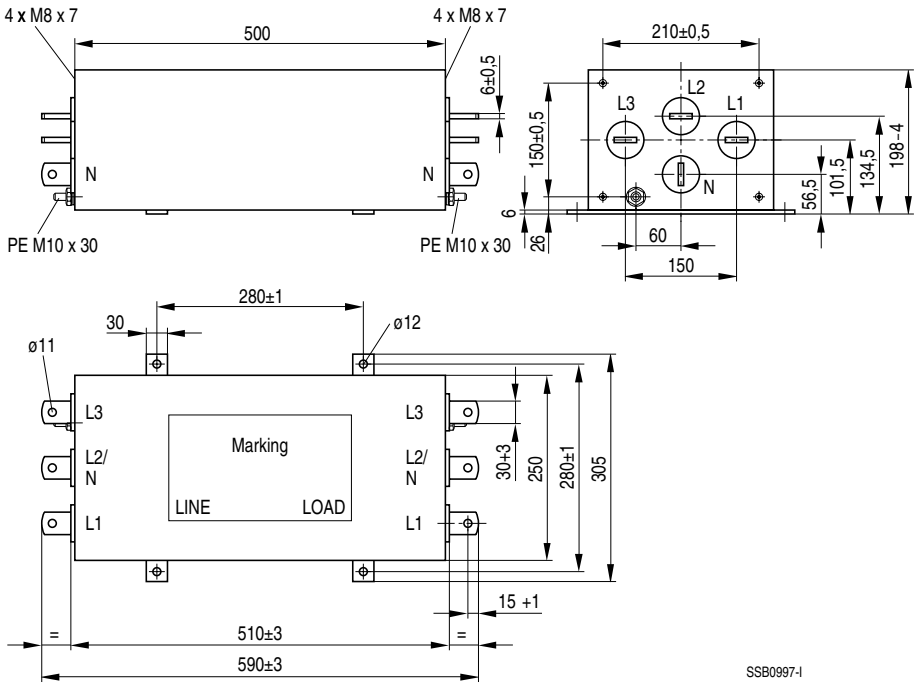
B84144-A180-R



B84144-G250-S

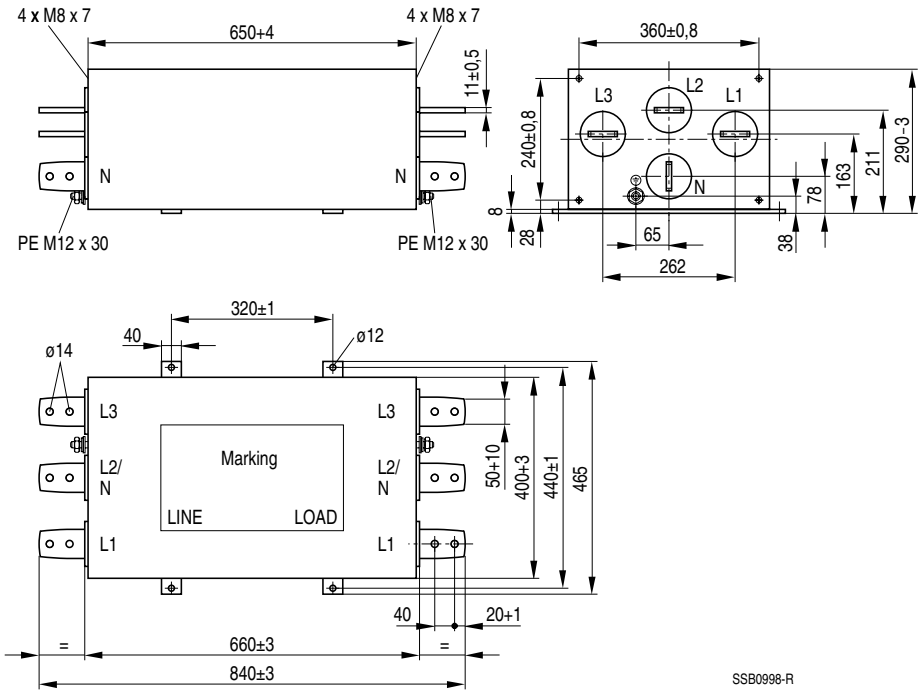


B84144-G500-S



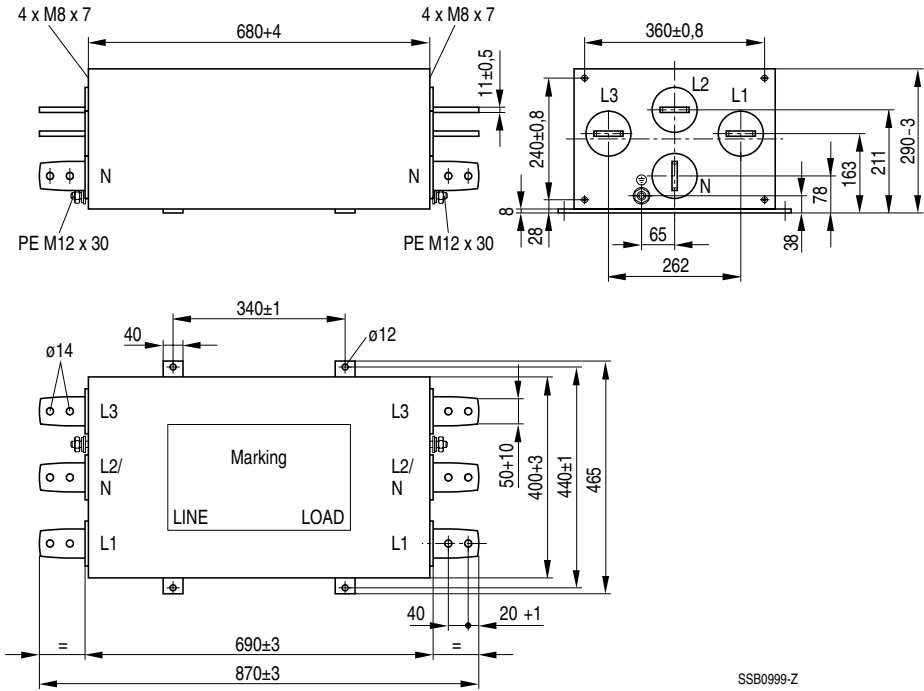
SSB0997-1

B84144-G1000-S



SSB0998-R

Maßbild B84144-G1600-S

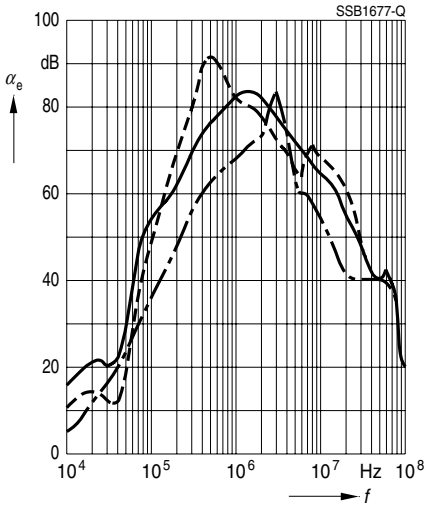


SSB0999-Z

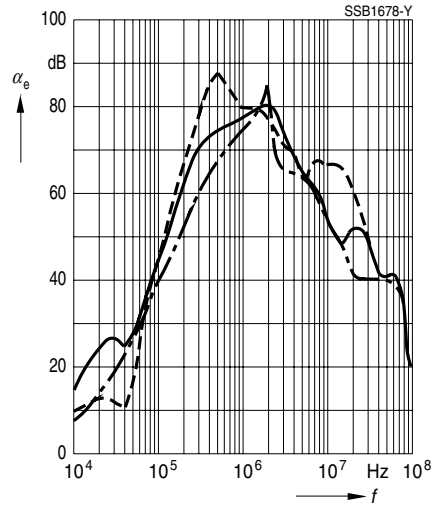
Insertion loss (typical values at $Z = 50 \Omega$)

- unsymmetrical, adjacent branches terminated
- . . -. .-. common mode, all branches in parallel (asymmetrical)
- - - - - differential mode (symmetrical)

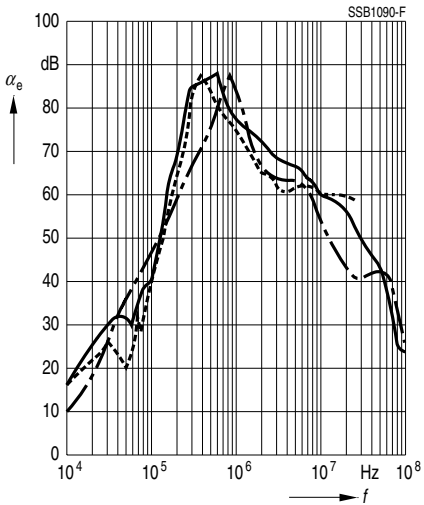
B84144-A16-R ... -A36-R



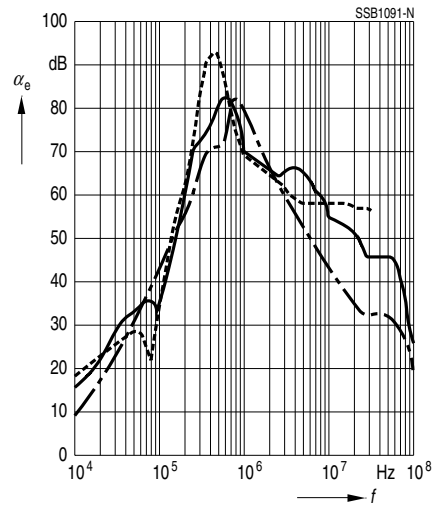
B84144-A50-R



B84144-A80-R



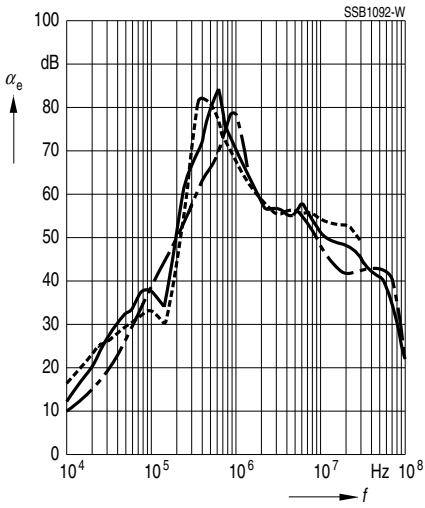
B84144-A120 ... -A150-R



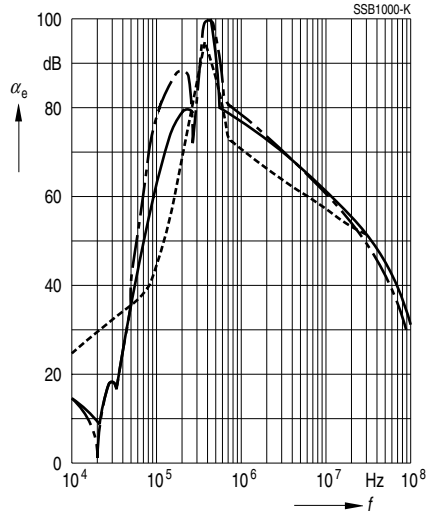
Insertion loss (typical values at $Z = 50 \Omega$)

- unsymmetrical, adjacent branches terminated
- · - · - · - · - common mode, all branches in parallel (asymmetrical)
- - - - - differential mode (symmetrical)

B84144-A180-R



B84144-G250-S ... -G1600-S



Herausgegeben von EPCOS AG

Unternehmenskommunikation, Postfach 80 17 09, 81617 München, DEUTSCHLAND

☎ ++49 89 636 09, FAX (0 89) 636-2 26 89

© EPCOS AG 2002. Vervielfältigung, Veröffentlichung, Verbreitung und Verwertung dieser Broschüre und ihres Inhalts ohne ausdrückliche Genehmigung der EPCOS AG nicht gestattet.

Bestellungen unterliegen den vom ZVEI empfohlenen Allgemeinen Lieferbedingungen für Erzeugnisse und Leistungen der Elektroindustrie, soweit nichts anderes vereinbart wird.

Diese Broschüre ersetzt die vorige Ausgabe.

Fragen über Technik, Preise und Liefermöglichkeiten richten Sie bitte an den Ihnen nächstgelegenen Vertrieb der EPCOS AG oder an unsere Vertriebsgesellschaften im Ausland. Bauelemente können aufgrund technischer Erfordernisse Gefahrstoffe enthalten. Auskünfte darüber bitten wir unter Angabe des betreffenden Typs ebenfalls über die zuständige Vertriebsgesellschaft einzuholen.

Published by EPCOS AG

Corporate Communications, P.O. Box 80 17 09, 81617 Munich, GERMANY

☎ ++49 89 636 09, FAX (0 89) 636-2 26 89

© EPCOS AG 2002. Reproduction, publication and dissemination of this brochure and the information contained therein without EPCOS' prior express consent is prohibited.

Purchase orders are subject to the General Conditions for the Supply of Products and Services of the Electrical and Electronics Industry recommended by the ZVEI (German Electrical and Electronic Manufacturers' Association), unless otherwise agreed.

This brochure replaces the previous edition.

For questions on technology, prices and delivery please contact the Sales Offices of EPCOS AG or the international Representatives.

Due to technical requirements components may contain dangerous substances. For information on the type in question please also contact one of our Sales Offices.