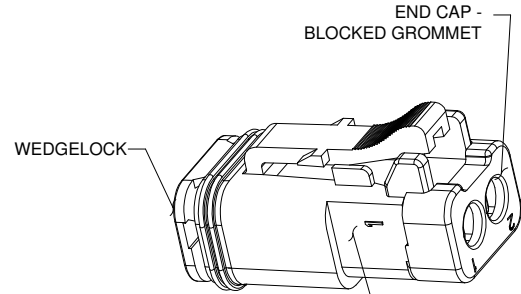
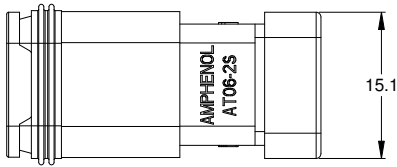
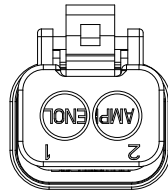
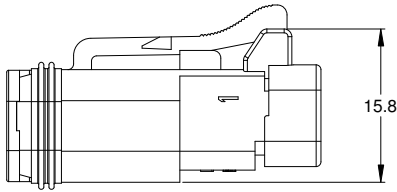
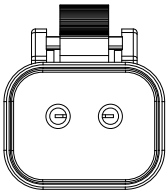
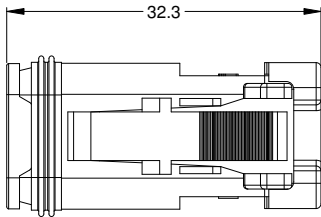


REVISIONS					
REV	ECO	DESCRIPTION	DATE	BY	APPR
A3	-	RELEASE NEW DWG FORMAT	03/JAN/14	ORION	
A4	C0548S	ADD WEDGELOCK AND UPDATE DIMENSIONS	24JUN16	JONY	



STANDARD MOLDED COLOR IS GREY.
ADDITIONAL COLORS SHOWN IN PART NUMBER CHART ARE AVAILABLE VIA SPECIAL ORDER.

NOTES: UNLESS OTHERWISE SPECIFIED

- MATERIAL:
HOUSING: THERMOPLASTIC
SEAL: SILICONE RUBBER
WEDGELOCK: THERMOPLASTIC
- MODIFICATIONS: BLOCKED GROMMET
- SPECIFICATIONS:
3.1 CURRENT RATING: 13 AMPS
3.2 OPERATING TEMPERATURE: -55°C TO +125°C
3.3 DIELECTRIC WITHSTANDING VOLTAGE: LESS THAN 2 MILLIAMPS CURRENT LEAKAGE @ 1500 VOLTS AC.
3.4 INSULATION RESISTANCE: 1000 MEGOHMS MIN @ 25°C.
3.5 MOISTURE RESISTANCE: IP67 (MATED CONDITION)
3.6 MATING CYCLE DURABILITY: 100 CYCLES
3.7 RoHS COMPLIANT
- MATING PART: AT04-2P* RECEPTACLE
(* = MODIFICATIONS AND COLORS)
- ALL DIMENSIONS ARE FOR REFERENCE USE ONLY.

PART NUMBER CHART	
COLOR	PART NUMBER
GREY	AT06-2S-SS01
BLACK	AT06-2S-SS01BLK
BLUE	AT06-2S-SS01BLU
BROWN	AT06-2S-SS01BRN
GREEN	AT06-2S-SS01GRN
RED	AT06-2S-SS01RED
WHITE	AT06-2S-SS01WHT
YELLOW	AT06-2S-SS01YEL

SEE PART NUMBER CHART		DESCRIPTION	ITEM
QUANTITY	PART NUMBER		
<p>UNLESS OTHERWISE SPECIFIED</p> <p>1) All dimensions are in metric (mm). 2) Tolerances are as follows: 1 PL DEC ±0.30 Fractions ±1/64 2 PL DEC ±0.15 Angles ±1° 3 PL DEC ±0.08</p> <p>3) Note reference = </p>			
SIGNATURES		DATE	
DRAWN: ORIONLI		03/JAN/14	
CHECKED:			
ENGINEER:			
APPROVAL:			
CUSTOMER:			
MATERIAL SPECIFICATIONS:			
PROCESS SPECIFICATIONS:			
NEXT ASSY:			
<p>THIS DRAWING IS SUPPLIED FOR INFORMATION ONLY. DESIGN FEATURES, SPECIFICATIONS AND PERFORMANCE DATA SHOWN HEREON ARE THE PROPERTY OF THE AMPHENOL CORPORATION. NO RIGHTS OF REPRODUCTION ARE IMPLIED. ALL DIMENSIONS ARE SUBJECT TO NORMAL MANUFACTURING VARIATIONS.</p>		<p>Amphenol</p> <p>Sine Systems - www.amphenol-sine.com 44724 Morley Drive Clinton Township, MI 48036</p> <p>PLUG, 2 SOCKET, AT SERIES, BLOCKED GROMMET</p>	
SIZE	TYPE	DWG NO:	REVISION
B C-		AT06-2S-SS01XXX	A4
SCALE:	NONE	SHEET 1 OF 1	

TITLE: PLUG, 2 SOCKET, AT SERIES, BLOCKED GROMMET
DWG NO: AT06-2S-SS01XXX
REV: A4
SH: 1
OF: 1