


Contact insert module - HC-M-02-AT-F-10 - 1417387

Please be informed that the data shown in this PDF Document is generated from our Online Catalog. Please find the complete data in the user's documentation. Our General Terms of Use for Downloads are valid (<http://phoenixcontact.com/download>)



Contact insert module, Number of positions: 2, Socket, Axial screw connection, 1000 V, 40 A, 2.5 mm² ... 10 mm², Application: Power

Key Commercial Data

Packing unit	2 STK
Minimum order quantity	2 STK
GTIN	 4 055626 112688
GTIN	4055626112688

Technical data

Dimensions

Height	33.5 mm
Width	34.2 mm
Length	14.6 mm

Electrical characteristics

Note	For HEAVYCON HC-B6 to B48 housing, snap-in module frame required, axial connection for 2 mm Allen key
Rated voltage (III/3)	1000 V
Rated current	40 A
Rated surge voltage	8 kV
Connection profile	2

Ambient conditions

Ambient temperature (operation)	-40 °C ... 125 °C
---------------------------------	-------------------

Mechanical characteristics

Conductor cross section	2.5 mm ² ... 10 mm ² (The cross section specification refers to the geometric cross section of the cable used)
Connection cross section AWG	12 ... 10

Contact insert module - HC-M-02-AT-F-10 - 1417387

Technical data

Mechanical characteristics

Stripping length of the individual wire	5 mm +1 (2.5 mm ² ... 4 mm ²)
	8 mm +1 (4 mm ²)
	11 mm +1 (10 mm ²)
Tightening torque	1.5 Nm (2.5 mm ² ... 4 mm ²)
	2 Nm (6 ... 10 mm ²)
Wire diameter including insulation	6 mm (6 mm ²)
	10.5 mm (8 mm ²)
	4 mm (2.5 mm ² ... 4 mm ²)
Hexagonal socket	WAF 2
Insertion/withdrawal cycles	≥ 500

General

Series	HC-M-02
Color	light gray
Number of module slots	1
Connection method	Axial screw connection
Connection in acc. with standard	IEC / EN
Flammability rating according to UL 94	V0
Degree of pollution	3
Overvoltage category	III
Assembly instructions	<ul style="list-style-type: none"> - Connection of the wires using a 2 mm Allen wrench. - Housing height ≥ 52 mm. - Axial screw connection only for flexible wires. - Plug-in connections may only be operated only when there is no load/voltage.
Connection	<p>Note regarding axial connection technology: Only for stranded wires. The conductor cross sections stated refer to the geometric cross section of the cable used. Use of cables with a geometric cross section very different from that of the cable's nominal cross section should be checked before use. The wiring space of the axial screw method is designed for fine strand cables according to VDE 0295 class 5. Deviating cable structures (e.g. class 6 cables) should be checked before use.</p> <p>Connection Before starting to connect, ensure that the tapered screw is turned back all the way (chamber is open). The cables must not be twisted. The cores should be slid to the limit stop in the contact chamber (until insulation touches contact). Hold cores in position and use socket wrench to tighten. The used core end should be cut off before connecting again. The connection screw may only be retightened once to prevent the strands from breaking. To prevent damage to the contact, the core / cable should be mechanically intercepted at an appropriate distance from the connection point (e.g. by using a plate cutout). DIN VDE 0100-520:2003-06 contains information on how to do this correctly.</p>

Material data

Contact material	Copper alloy
Contact surface material	Ag
Contact carrier material	PC

Contact insert module - HC-M-02-AT-F-10 - 1417387

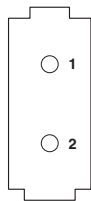
Technical data

Standards and Regulations

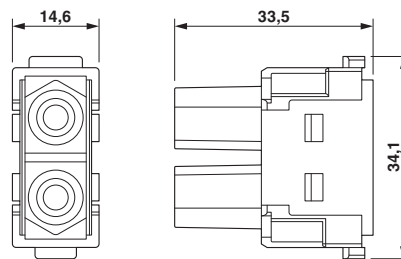
Connection in acc. with standard	IEC / EN
Flammability rating according to UL 94	V0

Drawings

Schematic diagram



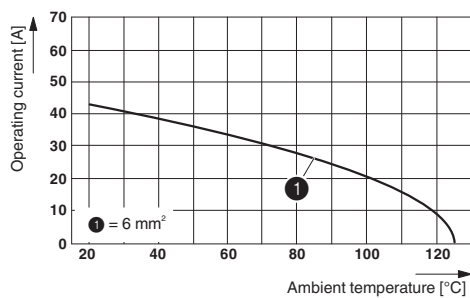
Dimensional drawing



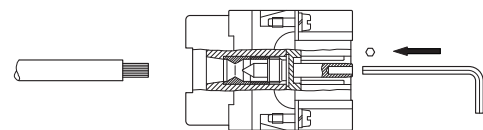
Connector pin assignment

Female insert

Diagram



Schematic diagram



Axial connection (2 mm Allen key)

Derating diagram (6 modules in HC-B 24 housing)

Approvals

Approvals

Approvals


EAC / CSA / UL Recognized


Ex Approvals


Approval details

Contact insert module - HC-M-02-AT-F-10 - 1417387

Approvals

EAC		http://www.eurasiancertification.com/	7500651.22.01.00246
-----	---	---	---------------------

CSA		http://www.csagroup.org/services/testing-and-certification/certified-product-listing/	13631
mm ² /AWG/kcmil	8		
Nominal current I _N	45 A		
Nominal voltage U _N	600 V		

UL Recognized		http://database.ul.com/cgi-bin/XYV/template/LISEXT/1FRAME/index.htm	E118976
mm ² /AWG/kcmil	8		
Nominal current I _N	55 A		
Nominal voltage U _N	600 V		

Phoenix Contact 2017 © - all rights reserved
<http://www.phoenixcontact.com>

PHOENIX CONTACT GmbH & Co. KG
Flachsmarktstr. 8
32825 Blomberg
Germany
Tel. +49 5235 300
Fax +49 5235 3 41200
<http://www.phoenixcontact.com>