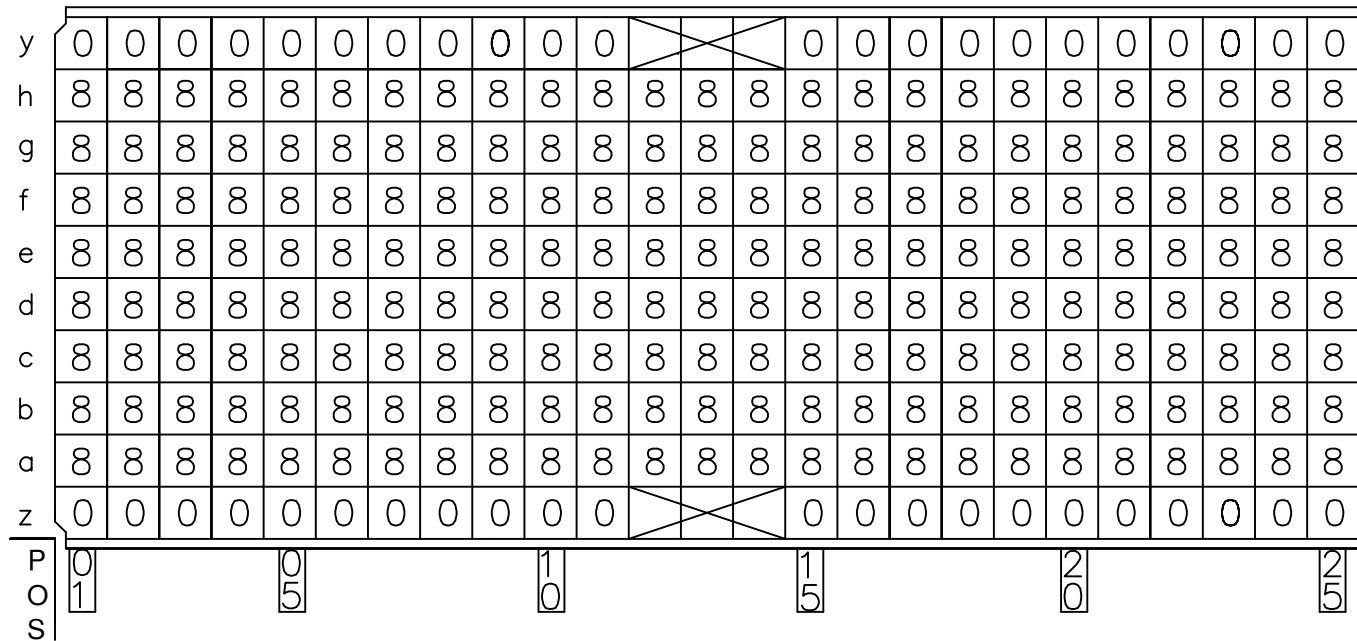
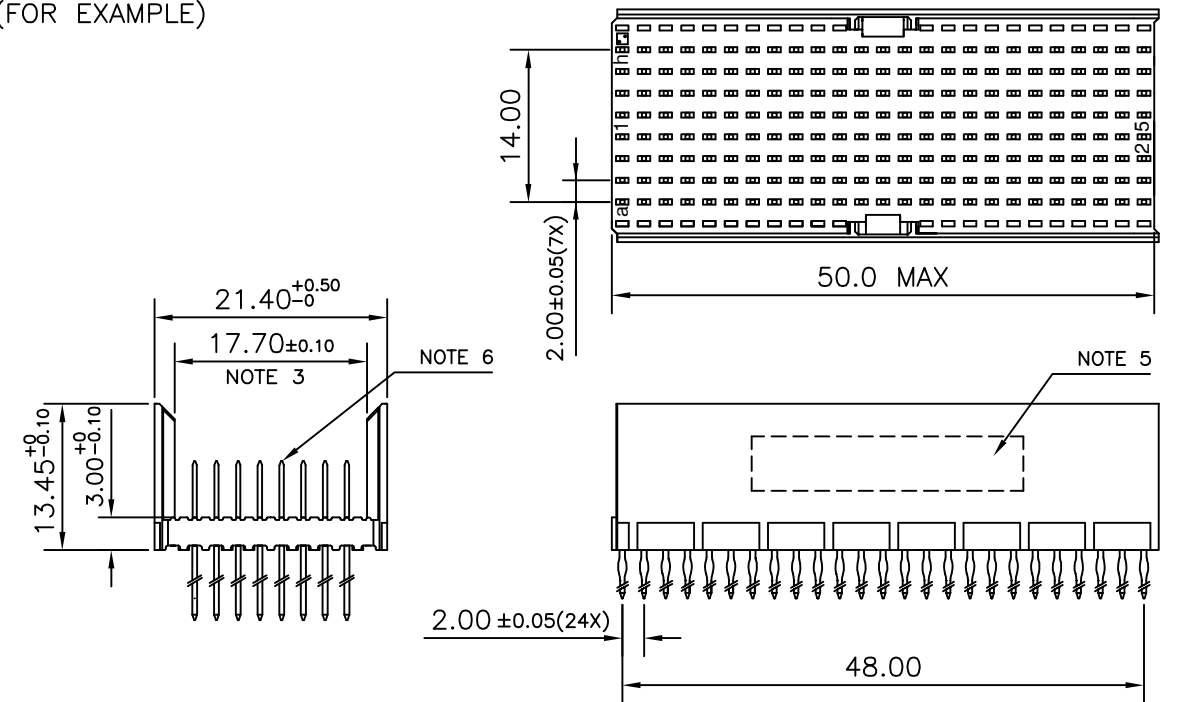


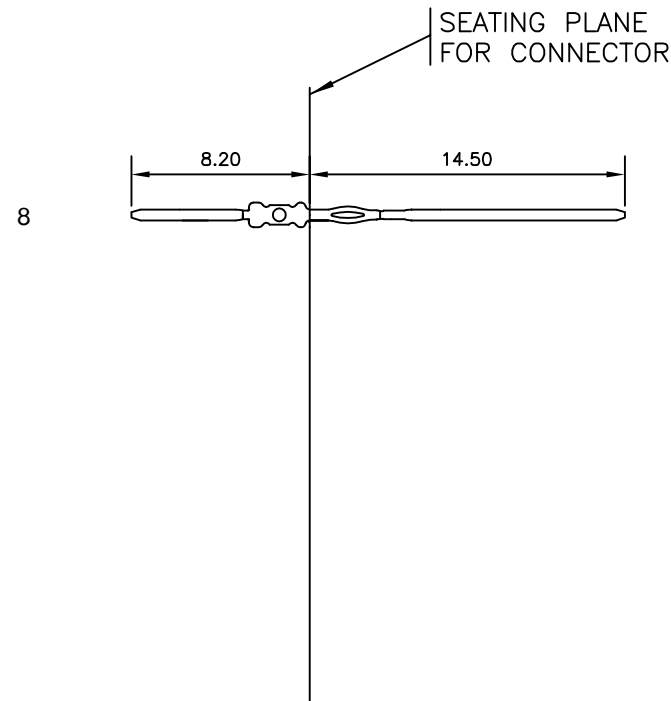
LOADING PATTERN MATING SIDE



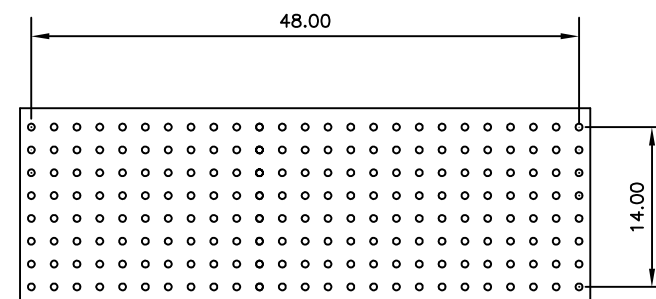
LOADED CONNECTOR ASSEMBLY (FOR EXAMPLE)



CONTACT OVERVIEW



LAY-OUT P.C.B.-HOLE



HM2P95PM8110 **LEAD FREE INDICATOR : LF = LEAD FREE (DIGIT 15 & 16)**
PLATING CODE (DIGIT 13 AND 14)
 (REF DRW NO. BS,C , 201844 , 003)

NOTES

- THIS PRODUCT IS CSA APPROVED.
 - THIS PRODUCT IS UL RECOGNIZED.
 - MEASURED AT THE BOTTOM.
 - MATERIAL CONTACT: PHOSPHORBRONZE
HOUSING: CREAM WHITE GLASS FILLED POLYESTER UL-94V0
 - CONNECTOR PRINTED WITH P/N AND DATE CODE.
 - FOR ACTUAL CONTACT LOADINGS, SEE LOADING PATTERN MATING SIDE.
 - SHAPE OF CONNECTOR HOUSING CAN ALTER DEPENDING ON PRODUCTION LOCATION
 - THE PRODUCT (LF) MEETS EUROPEAN UNION DIRECTIVES AND OTHER COUNTRY REGULATIONS AS DESCRIBED IN GS-22-008
 - FOR RECOMMENDED PTH DIMENSIONS REFER DRAWING : BS, A , 201572 , 001
- CATALOG NO: HM2P95PM8110----

mat'l. code SEE NOTE 4				surface ISO 1302 ✓		tolerance ISO 406 ISO 1101		projection MM		product family MILLIPACS			
litr				ecn no		dr		date		tolerances unless otherwise specified		title	
A				106-0008		MINI		2006-01-27		angles		MPACS 8+2R STR HDR PF CONN TYPE DE	
B				106-0141		MINI		2006-08-08		linear		scale -	
								0°±1°					
						dr		MINI K VANDANATH 2006-01-27		dwg no		sheet 1 of 1 size 5	
						enr		BIJU K PAUL 2006-01-27		BS, C ,203028, 675		A3	
						chr		BIJU K PAUL 2006-08-08		type		Product Customer Drawing	
						appd		BIJU K PAUL 2006-08-08					
sheet index		revision sheet		B									
		1											