

Isolation amplifier - MACX MCR-SL-2NAM-RO - 2865049

Please be informed that the data shown in this PDF Document is generated from our Online Catalog. Please find the complete data in the user's documentation. Our General Terms of Use for Downloads are valid (<http://phoenixcontact.com/download>)



NAMUR isolation amplifier, 2-channel for operating proximity sensors and switches. The signals are transferred to the control level using relay outputs (N/O contact). Line fault detection (LFD), galvanic 3-way isolation, SIL 2.

Product Features

- Power supply and error indication possible via DIN rail connector
- Up to SIL 2 according to EN 61508
- Installation in zone 2, protection type "n" (EN 60079-15) permitted
- Line fault detection (LFD), can be activated/deactivated, error indicated by red flashing LED with de-excitation of output relay
- LED indicators for supply voltage, switching state, and malfunction according to NAMUR NE 44
- Relay signal output (N/O contact)
- Direction of operation can be selected (operating or closed circuit current behavior)
- Input for NAMUR proximity sensors (EN 60947-5-6), floating contacts or contacts with resistance circuit
- 2-channel
- 3-way electrical isolation



Key Commercial Data

Packing unit	1 pc
Weight per Piece (excluding packing)	160.0 g
Custom tariff number	85437090
Country of origin	Germany

Technical data

Note

Utilization restriction	EMC: class A product, see manufacturer's declaration in the download area
-------------------------	---

Isolation amplifier - MACX MCR-SL-2NAM-RO - 2865049

Technical data

Dimensions

Width	12.5 mm
Height	99 mm
Depth	114.5 mm

Ambient conditions

Ambient temperature (operation)	-20 °C ... 60 °C (Any mounting position)
Ambient temperature (storage/transport)	-40 °C ... 80 °C
Maximum altitude	≤ 2000 m
Permissible humidity (operation)	5 % ... 95 % (non-condensing)
Noise immunity	EN 61000-6-2 EN 61326 When being exposed to interference, there may be minimal deviations.
Degree of protection	IP20

Input data

Non-load voltage	~ 8 V DC
Switching points (attenuated)	< 1.2 mA (blocking)
Switching points (unattenuated)	> 2.1 mA (conductive)

Output data

Switching output	Relay output
Contact type	1 N/O contact per channel
Contact material	AgSnO ₂ , hard gold-plated
Maximum switching voltage	250 V AC (2 A) 120 V DC (0.2 A) 30 V DC (2 A)
Maximum switching capacity	500 VA
Mechanical service life	10 ⁷ cycles

Power supply

Nominal supply voltage	24 V DC
Supply voltage range	19.2 V DC ... 30 V DC (24 V DC -20%...+25%)
Max. current consumption	35 mA (24 V DC)
Power consumption	< 1 W < 1 W

Connection data

Conductor cross section solid min.	0.2 mm ²
Conductor cross section solid max.	2.5 mm ²
Conductor cross section flexible min.	0.2 mm ²
Conductor cross section flexible max.	2.5 mm ²

Isolation amplifier - MACX MCR-SL-2NAM-RO - 2865049

Technical data

Connection data

Conductor cross section AWG min.	24
Conductor cross section AWG max.	14
Stripping length	7 mm
Screw thread	M3
Connection method	Screw connection
Tightening torque, min	0.5 Nm
Tightening torque max	0.6 Nm

General

No. of channels	2
Status display	Green LED (supply voltage) LED yellow (switching state) Red LED (line errors)
Flammability rating according to UL 94	V0
Degree of pollution	2
Overvoltage category	III
Emitted interference	EN 61000-6-4
Housing material	PA 66-FR
Color	green
Designation	Input/output
Electrical isolation	375 V (Peak value in accordance with EN 60079-11)
Designation	Input/supply, DIN rail connector
Electrical isolation	375 V (Peak value in accordance with EN 60079-11)
	300 V _{rms} (Rated insulation voltage (overvoltage category II; degree of pollution 2, safe isolation as per EN 61010-1))
Designation	Output 1/output 2/input, power supply, T connector
Electrical isolation	300 V _{rms} (Rated insulation voltage (overvoltage category III; degree of pollution 2, safe isolation as per EN 61010-1))
Designation	Output 1/output 2/input/power supply, DIN rail connector
Electrical isolation	2.5 kV (50 Hz, 1 min., test voltage)
Conformance	CE-compliant, additionally EN 61326-1
ATEX	# II 3 G Ex nA nC IIC T4 Gc X
UL, USA / Canada	UL 508 Listed UL 61010 Listed Class I, Div. 2, Groups A, B, C, D T4 Class I, Zone 2, Group IIC T4
GL	C, EMC1

Safety characteristic data

Isolation amplifier - MACX MCR-SL-2NAM-RO - 2865049

Technical data

Safety characteristic data

Integrity requirement	IEC 61508 - Low demand
Designation	Non-inverted operation
Equipment type	Type A
Safety Integrity Level (SIL)	Up to 2
Safe Failure Fraction (SFF)	78 %
λ_{SU}	2.49×10^{-7} (249 FIT)
λ_{SD}	6×10^{-9} (6 FIT)
λ_{DU}	6.4×10^{-8} (64 FIT)
λ_{DD}	7×10^{-9} (7 FIT)
Probability of a hazardous failure on demand (PFD _{AVG})	3.09×10^{-4} (1 year)
	6.17×10^{-4} (2 years)
	1.54×10^{-3} (5 years)
Diagnostic coverage (DC)	DC _S = 2.4%, DC _D = 9%
Integrity requirement	IEC 61508 - Low demand
Designation	Inverted operation
Equipment type	Type A
Safety Integrity Level (SIL)	Up to 2
Safe Failure Fraction (SFF)	78 %
λ_{SU}	2.48×10^{-7} (248 FIT)
λ_{SD}	1×10^{-9} (1 FIT)
λ_{DU}	6.2×10^{-8} (62 FIT)
λ_{DD}	6×10^{-9} (6 FIT)
Probability of a hazardous failure on demand (PFD _{AVG})	3.01×10^{-4} (1 year)
	6.02×10^{-4} (2 years)
	1.5×10^{-3} (5 years)
Diagnostic coverage (DC)	DC _S = 0.4%, DC _D = 8%

EMC data

Designation	Electromagnetic RF field
Standards/regulations	EN 61000-4-3
Evaluation criterion	A
Designation	Fast transients (burst)
Standards/regulations	EN 61000-4-4
Evaluation criterion	A
Designation	Conducted interferences
Standards/regulations	EN 61000-4-6

Isolation amplifier - MACX MCR-SL-2NAM-RO - 2865049

Technical data

EMC data

Evaluation criterion	A
----------------------	---

Standards and Regulations

Noise emission	EN 61000-6-4
Designation	Electromagnetic RF field
Standards/regulations	EN 61000-4-3
Evaluation criterion	A
Standards/regulations	EN 61000-4-4
Designation	Conducted interferences
Standards/regulations	EN 61000-4-6
Evaluation criterion	A
Flammability rating according to UL 94	V0
Conformance	CE-compliant, additionally EN 61326-1
ATEX	# II 3 G Ex nA nC IIC T4 Gc X
UL, USA / Canada	UL 508 Listed
	UL 61010 Listed
	Class I, Div. 2, Groups A, B, C, D T4
	Class I, Zone 2, Group IIC T4
GL	C, EMC1

Classifications

eCl@ss

eCl@ss 4.0	27210121
eCl@ss 4.1	27210121
eCl@ss 5.0	27210121
eCl@ss 5.1	27210121
eCl@ss 6.0	27210121
eCl@ss 7.0	27210121
eCl@ss 8.0	27210121

ETIM

ETIM 2.0	EC001430
ETIM 3.0	EC001599
ETIM 4.0	EC001485
ETIM 5.0	EC001485

Isolation amplifier - MACX MCR-SL-2NAM-RO - 2865049

Classifications

UNSPSC

UNSPSC 6.01	30211506
UNSPSC 7.0901	39121008
UNSPSC 11	39121008
UNSPSC 12.01	39121008
UNSPSC 13.2	39121008

Approvals

Approvals

Approvals

Functional Safety / UL Listed / cUL Listed / cULus Listed


Ex Approvals


ATEX / UL Listed / cUL Listed / cULus Listed

Approvals submitted

Approval details

Functional Safety

UL Listed 

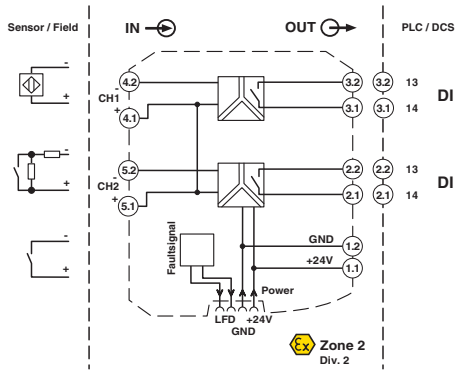
cUL Listed 

cULus Listed 

Drawings

Isolation amplifier - MACX MCR-SL-2NAM-RO - 2865049

Block diagram



Dimensional drawing

