

High-current terminal block - PTPOWER 95 BU - 3260103

Please be informed that the data shown in this PDF Document is generated from our Online Catalog. Please find the complete data in the user's documentation. Our General Terms of Use for Downloads are valid (<http://phoenixcontact.com/download>)



High-current terminal block, Connection method: Push-in connection, Cross section: 25 mm² - 95 mm², AWG: 4 - 3/0, Width: 25 mm, Color: blue, Mounting type: NS 35/15

Product Features

- ✓ Quick and easy connection is now also possible for large conductors with the high-current terminal block
- ✓ The Push-in connection terminal blocks are characterized by the system features of the CLIPLINE complete system and by easy and tool-free wiring of conductors with ferrules or solid conductors
- ✓ The compact design enables wiring in a confined space
- ✓ In addition to using the existing test connection, pick-off terminal blocks can be connected, each of which can also accommodate two test cables
- ✓ Tested for railway applications



Key commercial data

Packing unit	1 pc
Minimum order quantity	10 pc
Weight per Piece (excluding packing)	202.0 GRM
Custom tariff number	85369010
Country of origin	Poland

Technical data

General

Number of levels	1
Number of connections	2
Color	blue
Insulating material	PA
Inflammability class according to UL 94	V0
Area of application	Railway industry
	Mechanical engineering
	Plant engineering

High-current terminal block - PTPOWER 95 BU - 3260103

Technical data

General

Maximum load current	232 A (with 95 mm ² conductor cross section)
Rated surge voltage	8 kV
Pollution degree	3
Surge voltage category	III
Insulating material group	I
Connection in acc. with standard	IEC 60947-7-1
Maximum load current	232 A (with 95 mm ² conductor cross section)
Nominal current I _N	232 A
Nominal voltage U _N	1500 V
Maximum load current	232 A (with 95 mm ² conductor cross section)
Open side panel	nein

Dimensions

Width	25 mm
Length	105.5 mm
Height NS 35/15	108.7 mm

Connection data

Connection in acc. with standard	IEC 60947-7-1
Connection method	Push-in connection
Conductor cross section solid min.	25 mm ²
Conductor cross section solid max.	95 mm ²
Conductor cross section AWG/kcmil min.	4
Conductor cross section AWG/kcmil max	3/0
Conductor cross section stranded min.	25 mm ²
Conductor cross section stranded max.	95 mm ²
Min. AWG conductor cross section, stranded	4
Max. AWG conductor cross section, stranded	4/0
Conductor cross section stranded, with ferrule without plastic sleeve min.	25 mm ²
Conductor cross section stranded, with ferrule without plastic sleeve max.	95 mm ²
Conductor cross section stranded, with ferrule with plastic sleeve min.	25 mm ²
Conductor cross section stranded, with ferrule with plastic sleeve max.	95 mm ²
Cross section with insertion bridge, solid max.	95 mm ²
Cross section with insertion bridge, stranded max.	70 mm ²
Cross section with insertion bridge, solid max.	95 mm ²
Cross section with insertion bridge, stranded max.	70 mm ²
Stripping length	40 mm

High-current terminal block - PTPOWER 95 BU - 3260103

Classifications

eCl@ss

eCl@ss 4.0	27141120
eCl@ss 4.1	27141120
eCl@ss 5.0	27141120
eCl@ss 5.1	27141120
eCl@ss 6.0	27141120
eCl@ss 7.0	27141120
eCl@ss 8.0	27141120

ETIM

ETIM 3.0	EC000897
ETIM 4.0	EC000897
ETIM 5.0	EC000897

UNSPSC

UNSPSC 6.01	30211811
UNSPSC 7.0901	39121410
UNSPSC 11	39121410
UNSPSC 12.01	39121410
UNSPSC 13.2	39121410

Approvals

Approvals

Approvals

UL Recognized / cUL Recognized / EAC / cULus Recognized

Ex Approvals


IECEX / ATEX / EAC Ex


Approvals submitted

Approval details


High-current terminal block - PTPOWER 95 BU - 3260103

Approvals

UL Recognized 	
mm ² /AWG/kcmil	4-4/0
Nominal current I _N	230 A
Nominal voltage U _N	1000 V

cUL Recognized 	
	C
mm ² /AWG/kcmil	4-4/0
Nominal current I _N	230 A
Nominal voltage U _N	1000 V

EAC

cULus Recognized 

Drawings

Circuit diagram

