

**QT-Brightek Chip LED Series**

**1206 IR LED**

**Part No.: QBLP650-IR3**

Product: QBLP650-IR3	Date: May 11, 2015	Page 1 of 9
	Version# 1.1	

---

**Table of Contents:**

Introduction .....	3
Electrical / Optical Characteristic (Ta=25 °C) .....	4
Absolute Maximum Rating .....	4
Characteristic Curves.....	5
Solder Profile & Footprint.....	6
Packing .....	7
Labeling .....	8
Ordering Information .....	8
Revision History .....	9
Disclaimer .....	9

Product: QBLP650-IR3	Date: May 11, 2015	Page 2 of 9
	Version# 1.1	

## Introduction

**Feature:**

- Water clear lens
- Package in tape and reel
- 1206 Package
- AlGaAs technology
- Viewing Angle = 140 deg

**Description:**

This top mount bright 1206 LEDs have a height profile of 1.1mm, which is ideal in any kind of back lighting application. Also, it is a light weight model that is good for miniature products.

**Application:**

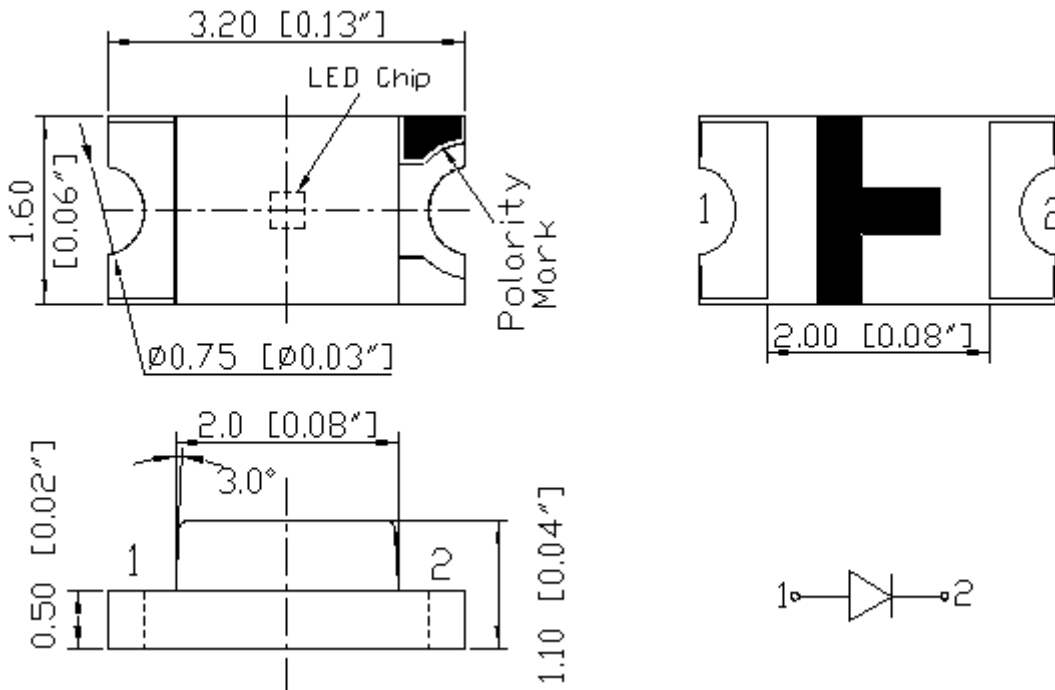
- Infrared Sensor
- Optoelectronic Switch
- Smoke detector
- Drive sensor

**Certification & Compliance:**

- TS16949
- ISO9001
- RoHS Compliant



**Dimension:**



Units: mm / tolerance = +/-0.1mm

Product: QBLP650-IR3	Date: May 11, 2015	Page 3 of 9
	Version# 1.1	

**Electrical / Optical Characteristic (Ta=25 °C)**

Product	Color	I <sub>F</sub> (mA)	V <sub>F</sub> (V)		λ <sub>P</sub> (nm)			I <sub>e</sub> (mW/sr)		
			Typ.	Max.	Min.	Typ.	Max.	Min.	Typ.	Max.
QBLP650-IR3	Infrared	20	1.4	1.8	-	850	-	0.3	0.8	2.1

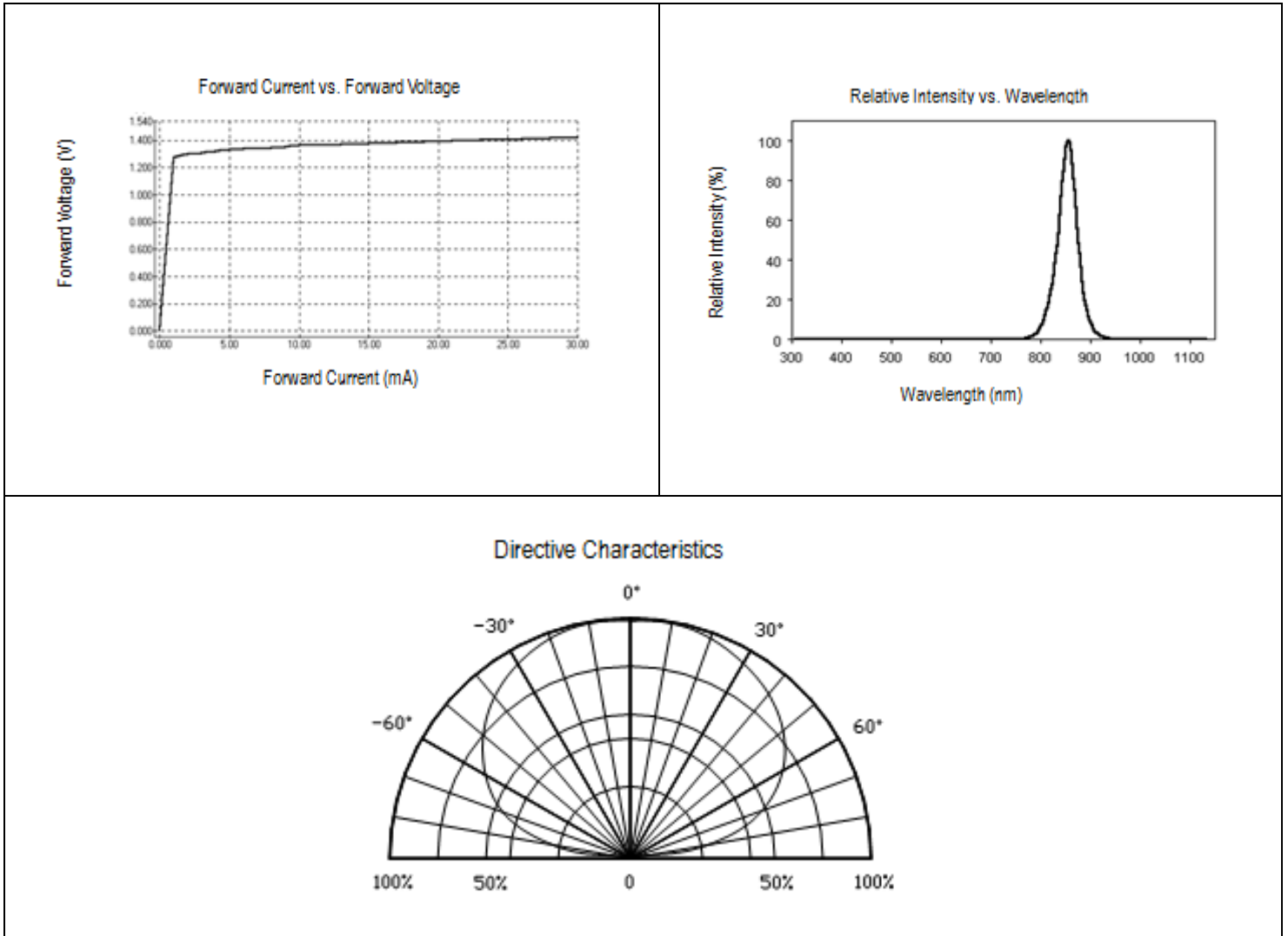
**Absolute Maximum Rating**

Material	P <sub>d</sub> (mW)	I <sub>F</sub> (mA)	I <sub>FP</sub> (A)*	V <sub>R</sub> (V)	T <sub>OP</sub> (°C)	T <sub>ST</sub> (°C)	T <sub>SOL</sub> (°C)**
AlGaAs	90	50	1	5	-40 ~ +80	-40 ~ +85	260

\*Duty cycle=1%, Pulse width 100us

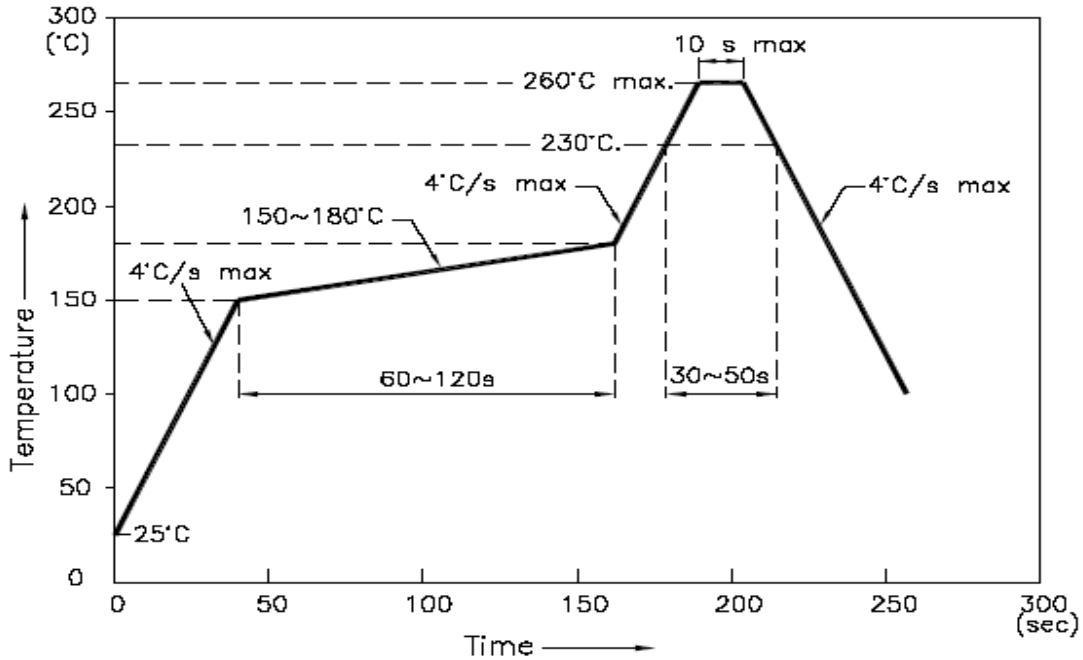
\*\*IR Reflow for no more than 10 sec @ 260 °C

**Characteristic Curves**

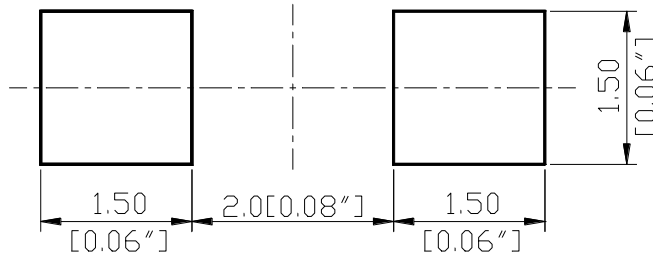


## Solder Profile & Footprint

- Recommended tin solder specifications: melting temperature in the range of 178~192 °C
- The recommended reflow soldering profile is as follows (temperatures indicated are as measured on the surface of the LED resin):



### Recommended Pad Layout



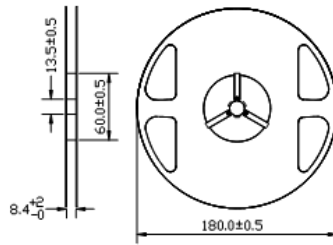
Units: mm

Tolerance: ± 0.1mm

Product: QBLP650-IR3	Date: May 11, 2015	Page 6 of 9
	Version# 1.1	

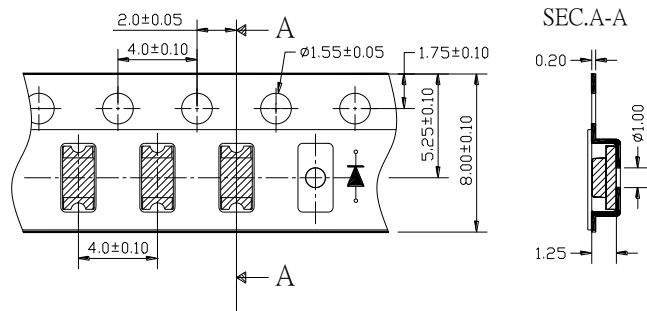
## Packing

### Reel Dimension:



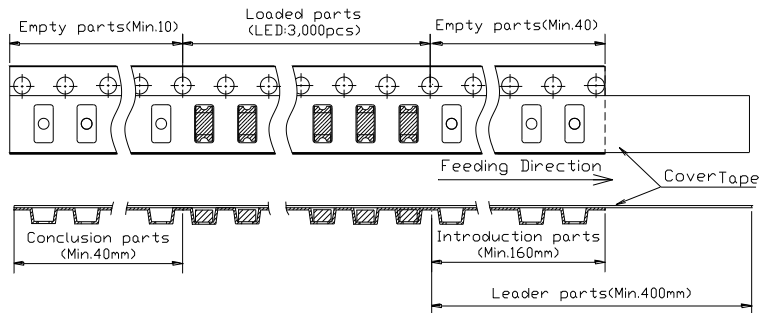
Unit: mm

### Tape Dimension:

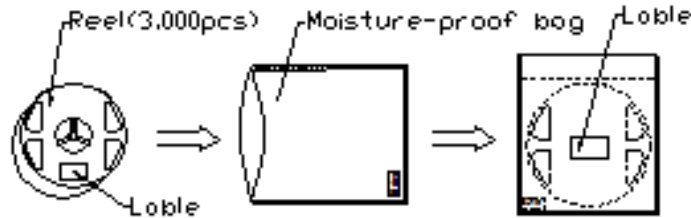


Unit: mm

### Arrangement of Tape:



### Packaging Specification:



Product: QBLP650-IR3	Date: May 11, 2015	Page 7 of 9
	Version# 1.1	

**Labeling**

Part No: \_\_\_\_\_

Customer P/N: \_\_\_\_\_

Item: \_\_\_\_\_

Q'ty: \_\_\_\_\_

Vf: \_\_\_\_\_

Iv: \_\_\_\_\_

WI: \_\_\_\_\_

Date: \_\_\_\_\_

**Made in China****Ordering Information**

Part #	Orderable Part #	Spec Range	Quantity per reel
QBLP650-IR3	QBLP650-IR3	I <sub>e</sub> =0.8mW/sr typ. / λ <sub>p</sub> =850nm typ. @ I <sub>F</sub> =20mA	3,000 units

Product: QBLP650-IR3	Date: May 11, 2015	Page 8 of 9
	Version# 1.1	



## Revision History

Description:	Revision #	Revision Date
New Release of QBLP650-IR3	V1.0	02/05/2015
Update spec (add min. le)	V1.1	05/11/2015

## Disclaimer

QT-BRIGHTTEK reserves the right to make changes without further notice to any products herein to improve reliability, function or design. QT-BRIGHTTEK does not assume any liability arising out of the application or use of any product or circuit described herein; neither does it convey any license under its patent rights, nor the rights of others.

## Life Support Policy

QT-BRIGHTTEK's products are not authorized for use as critical components in life support devices or systems without the express written approval of QT-BRIGHTTEK. As used herein:

1. Life support devices or systems are devices or systems which, (a) are intended for surgical implant into the body, or (b) support or sustain life, and (c) whose failure to perform when properly used in accordance with instructions for use provided in the labeling, can be reasonably expected to result in a significant injury of the user.
2. A critical component in any component of a life support device or system whose failure to perform can be reasonably expected to cause the failure of the life support device or system, or to affect its safety or effectiveness.

Product: QBLP650-IR3	Date: May 11, 2015	Page 9 of 9
	Version# 1.1	