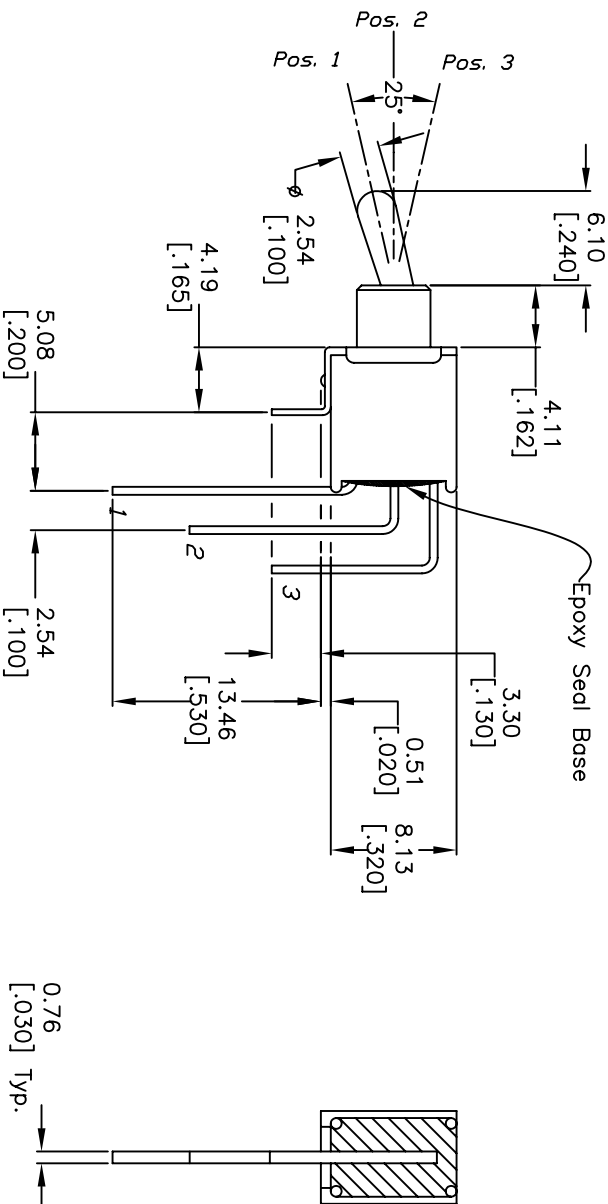
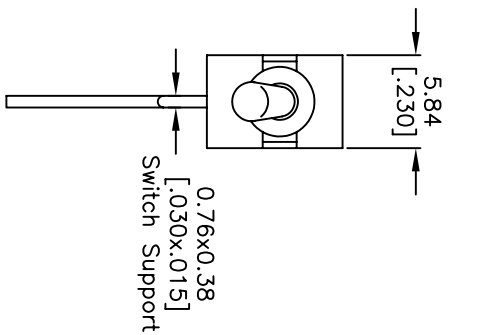
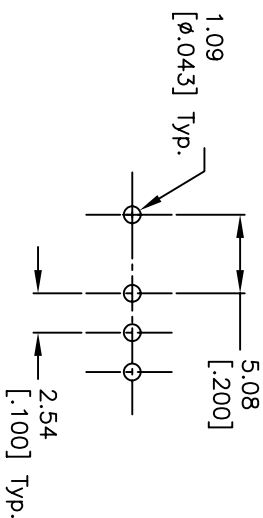


CIRCUIT: SPDT
CONTACT CONFIGURATION

SWITCH FUNCTION		
PDS. 1	PDS. 2	PDS. 3
2-3	OPEN	2-1
<DN>	DEF	<DN>

(< >)=Momentary



NOTES:

1. ALL DIMENSIONS IN MM [INCH]
2. GENERAL TOLERANCE: 0.0=±0.4
0.00=±0.25
3. TERM. NOS. FOR REF. ONLY
4. RATING: 3A, @120VAC or 28VDC; 1A, @250VAC.
5. ELECTRICAL LIFE: 50,000 make-and-break cycles at full load.
6. INSULATION RESISTANCE: 1000M ohm min.
7. DIELECTRIC STRENGTH: 1000 V RMS min. @sea level.
8. OPERATING TEMP.: -30°C to 85°C.

REV.	ECN No.	DESCRIPTION	DATE	CHKD
A	10483	RELEASED FOR PRODUCTION		

TITLE		SCALE		DATE	DR	DWG	REV
200A WSP-4 T2 A1 M7 Q E		2:1		12/29/99	MM	T201403	A



THE INFORMATION CONTAINED IN THIS DOCUMENT IS PROPRIETARY TO E-SWITCH AND IS NOT TO BE COPIED OR TRANSFERRED