

Timer module - RIF-T3-24UC - 2902647

Please be informed that the data shown in this PDF Document is generated from our Online Catalog. Please find the complete data in the user's documentation. Our General Terms of Use for Downloads are valid (<http://phoenixcontact.com/download>)



Plug-in module for extending a relay module to create a timer relay, 3 time functions, 4 time ranges, for mounting on RIF-1, RIF-2, RIF-3, and RIF-4, input voltage: 24 V DC



Key Commercial Data

Packing unit	1 STK
Weight per Piece (excluding packing)	20.0 g
Custom tariff number	85363010
Country of origin	Germany

Technical data

Note

Utilization restriction	EMC: class A product, see manufacturer's declaration in the download area
-------------------------	---

Input data

Nominal input voltage U_N	24 V DC (AC operation only permitted for RIF-1)
Input voltage range in reference to U_N	0.4 ... 1.2
Mains frequency	50 Hz
	60 Hz
Status display	Yellow LED
Protective circuit/component	Varistor
Surge voltage protection	> 56 V

Output data

Limiting continuous current	≤ 250 mA (Relay coil current)
Voltage drop at max. limiting continuous current	< 100 mV

Timer module - RIF-T3-24UC - 2902647

Technical data

General

Setting accuracy	3 % (of scale end value)
Repeat accuracy	1 %
Rated surge voltage	0.4 kV
Rated insulation voltage	50 V DC
Insulation	Basic insulation
Standards/regulations	DIN EN 50178
Overvoltage category	I
Degree of pollution	2
Mounting position	any
Assembly instructions	Can be inserted into relay base

Ambient conditions

Ambient temperature (operation)	-25 °C ... 50 °C (RIF-1, AC coil, 2 PDTs at 6 A)
	-25 °C ... 50 °C (RIF-1, DC coil, 2 PDTs at 5 A)
	-25 °C ... 40 °C (RIF-2, DC coil, 2 PDTs at 8 A)
	-25 °C ... 40 °C (RIF-2, DC coil, 4 PDTs at 5 A)
	-25 °C ... 40 °C (RIF-3, DC coil, 3 PDTs at 6.75 A)
	-25 °C ... 40 °C (RIF-3, DC coil, 2 PDTs at 8 A)
	-25 °C ... 35 °C (RIF-4, DC coil, 3 PDTs at 8 A)
	-25 °C ... 25 °C (RIF-4, DC coil, 3 N/O contacts at 8 A)
Ambient temperature (storage/transport)	-25 °C ... 85 °C

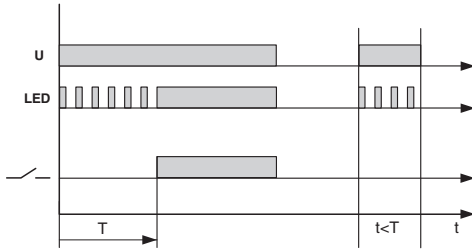
Standards and Regulations

Connection in acc. with standard	CSA
Designation	Air clearances and creepage distances in a circuit
Standards/regulations	DIN EN 50178
Rated insulation voltage	50 V DC
Insulation	Basic insulation
Degree of pollution	2
Overvoltage category	I

Drawings

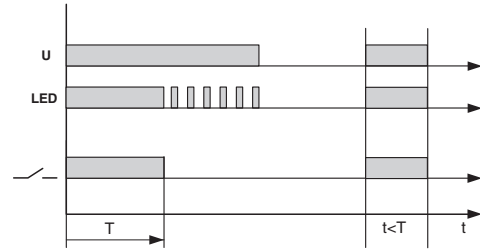
Timer module - RIF-T3-24UC - 2902647

Diagram



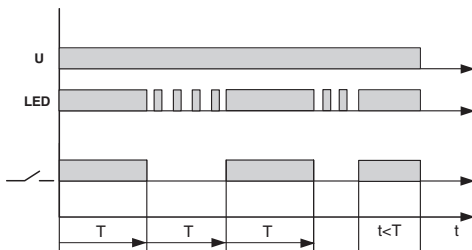
With switch-on delay

Diagram



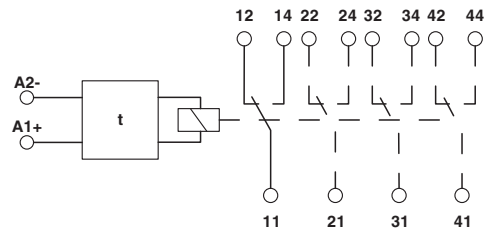
With passing make contact

Diagram



Flasher/pulse generator

Circuit diagram



Classifications

eCl@ss

eCl@ss 4.0	27371102
eCl@ss 4.1	27371102
eCl@ss 5.0	27371603
eCl@ss 5.1	27371603
eCl@ss 6.0	27371603
eCl@ss 7.0	27371603
eCl@ss 8.0	27371308

ETIM

ETIM 3.0	EC001456
ETIM 4.0	EC001456
ETIM 5.0	EC002060

Timer module - RIF-T3-24UC - 2902647

Classifications

UNSPSC

UNSPSC 6.01	30211917
UNSPSC 7.0901	39121516
UNSPSC 11	39121516
UNSPSC 12.01	39121516
UNSPSC 13.2	39121516

Approvals

Approvals

Approvals


UL Recognized / CSA / EAC / GL / LR / EAC

Ex Approvals

Approvals submitted

Approval details

UL Recognized 

CSA 

EAC

GL

LR

EAC

