



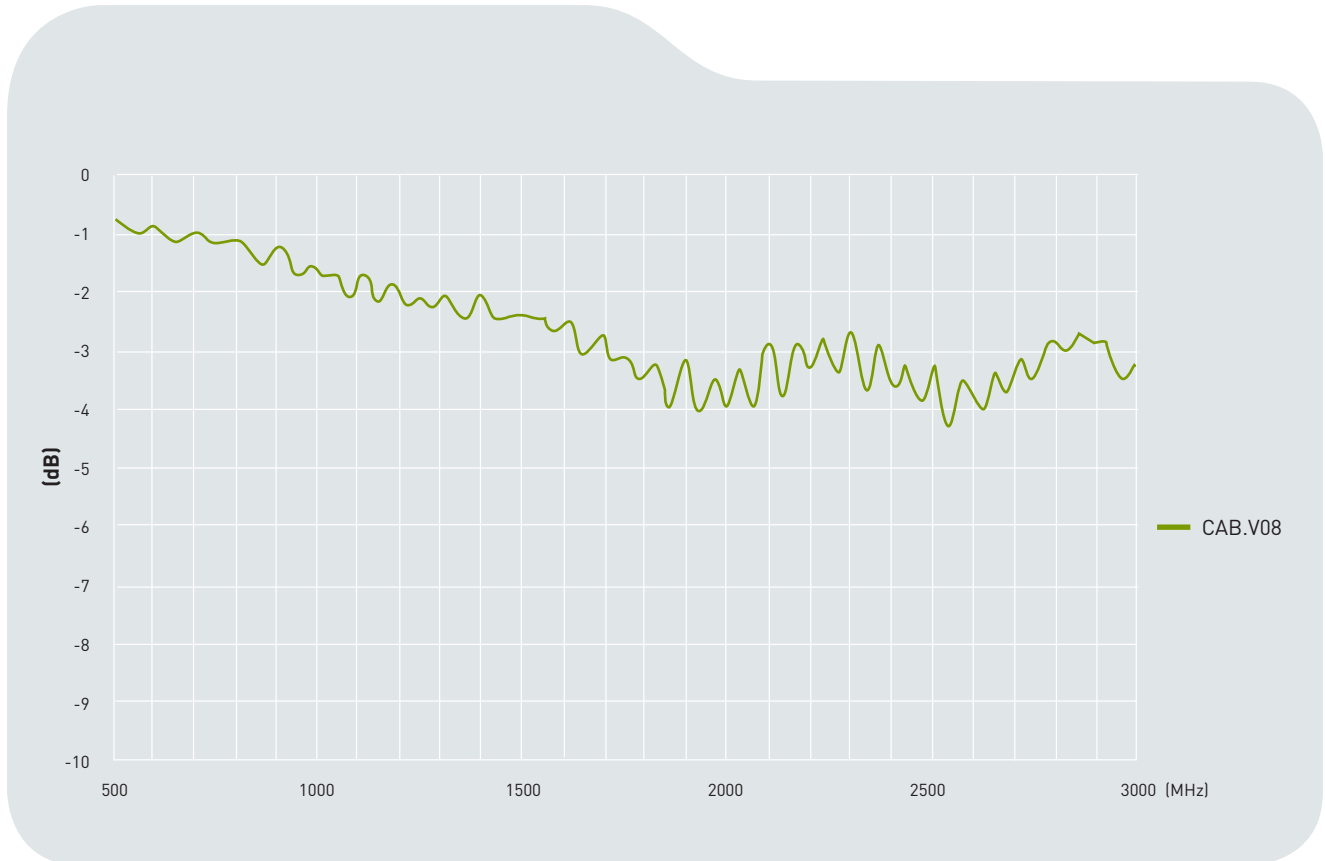
Close-up of CAB.V08

**CAB.V08**

## Specification

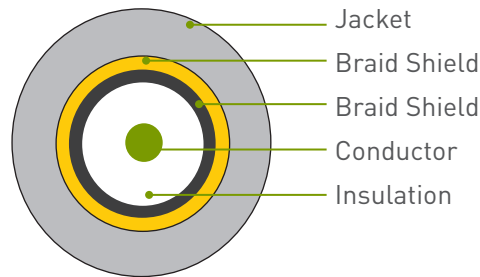
<b>Part No.</b>	<b>CAB.V08</b>
<b>Product Name</b>	<b>CAB.V08</b> Taoglas Cable Assembly NMO Direct Mount - 3/4 inch Hole Brass Mount type to SMA(M) Straight Plug with 3ft (915mm) RG-58U cable

## 1. Cable Insertion Loss

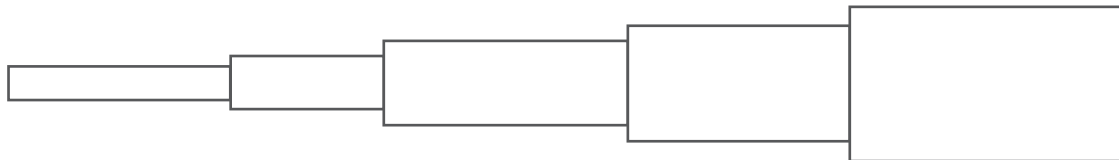


## 2. RG-58 Cable Specification

### 2.1 Drawing - Cross Section



### 2.2 Structure and Dimensions



Conductor	Insulation	Braid Shield	Braid Shield	Jacket
<ul style="list-style-type: none"> <li>Material - Bare Copper Wire</li> <li>Composition (1/1.02mm)</li> <li>Diameter - 1.02mm</li> </ul>	<ul style="list-style-type: none"> <li>Material - Foam Polyethylene</li> <li>Avg. Thickness - 0.95mm</li> <li>Diameter - <math>2.9 \pm 0.1</math>mm</li> </ul>	<ul style="list-style-type: none"> <li>Material - Aluminium Foil</li> <li>Construction - 0.020mm</li> </ul>	<ul style="list-style-type: none"> <li>Material - Tinned Copper Wire</li> <li>Structure - 16/6/0.12mm</li> <li>Coverage - 87%</li> <li>Diameter - <math>3.4 \pm 0.05</math>mm</li> </ul>	<ul style="list-style-type: none"> <li>Material - RoHS PVC</li> <li>Diameter - <math>5.0 \pm 0.15</math>mm</li> <li>Colour - Black</li> </ul>

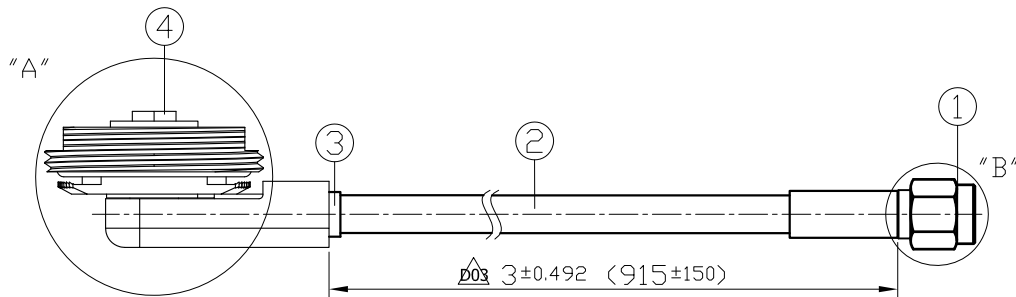
## 2.3 Electrical & Physical Specification

### Specification

<b>Insulation Resistance:</b>	1000 MΩ-Km (Min)				
<b>Capacitance</b>	83 ± 3 pF/m				
<b>Nom. Impedance</b>	53 ± 3 Ω				
<b>Attenuation</b> (dB/100ft)	200MHz	400MHz	700MHz	900MHz	1000MHz
	4.66	6.32	8.45	9.67	10.2

## 3. Technical Drawing

### 3.1 CAB.V08



	Name	Material	Finish	QTY
1	SMA(M) ST	Brass	Ni Plated	1
2	RG58 Coaxial Cable	PVC	Black	1
3	Heat Shrink Tube	PE	Black	1
4	NMO(DM)	Brass	Gold	1

### 3.2 Connectors

