

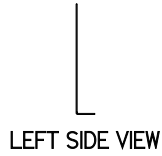


PART No. CWBA624

for more information visit
www.hammfg.com
Data subject to change without notice
Isometric drawing Not to Scale




BACK VIEW




LEFT SIDE VIEW



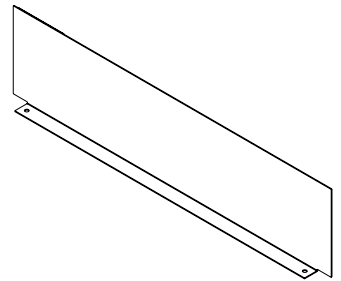
TOP VIEW



FRONT VIEW



BOTTOM VIEW



ISOMETRIC VIEW



RIGHT SIDE VIEW