

21000N series

Low profile toggle switches

Distinctive features and specifications



- Available with threaded or plain bushing, both with mounting plate
- Low profile - same height for single and double pole
- Wave solderable only

ELECTRICAL SPECIFICATIONS

- Max. current/voltage rating with resistive load :
 - silver contacts (A) : 4A 30VDC
 - gold plated brass contacts (LD) : 100mA 30VDC
- Minimum load :
 - silver contacts (A) : 100mA 10V
 - gold plated brass contacts (LD) : 10 μ A 5VDC - 10mA 50mV
- Initial contact resistance : 20 m Ω max.
- Insulation resistance : 1.000 M Ω min. at 500VDC
- Dielectric strength :
 - 1.000 Vrms 50 Hz min. between terminals
 - 2.000 Vrms 50 Hz min. between poles
 - 2.000 Vrms 50 Hz min. between terminals and frame
- Electrical life at full load :
 - silver contacts (A) : 20.000 cycles
 - gold plated brass contacts (LD) : 50.000 cycles
- Low level or mechanical life : 100.000 cycles

MATERIALS

- Case and cover : PBT
- Actuator : brass, nickel plated
- Bushing : brass, nickel plated
- Contacts
 - A** : silver
 - LD** : brass, gold plated

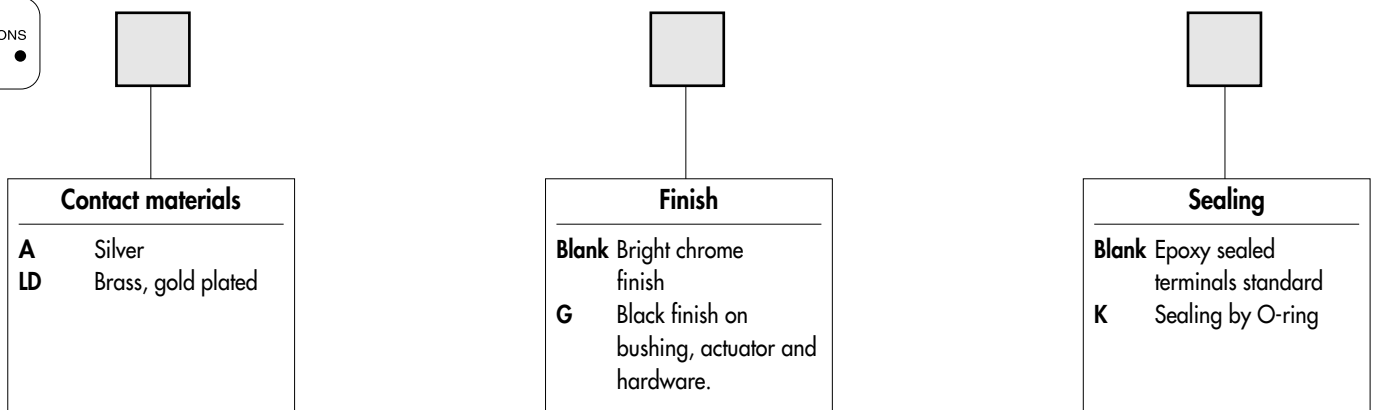
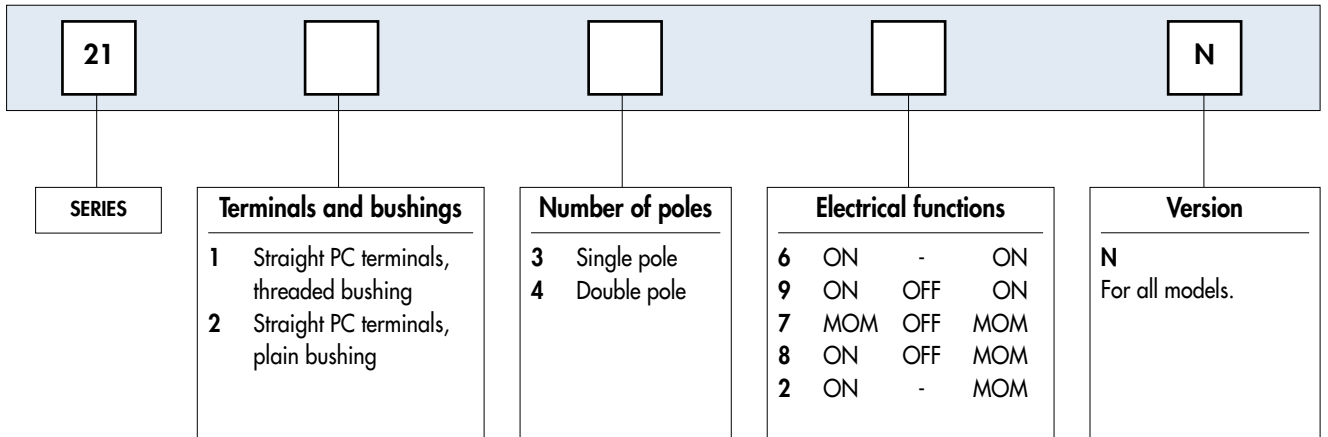
GENERAL SPECIFICATIONS

- Operating temperature : -40°C to +85°C

21000N series

Low profile toggle switches

Overview



ABOUT THIS SERIES

On the following pages, you will find successively :

- model structure of switches
- options in the same order as in above chart

Dimensions : first dimensions are in mm while inches are shown as bracketed numbers.



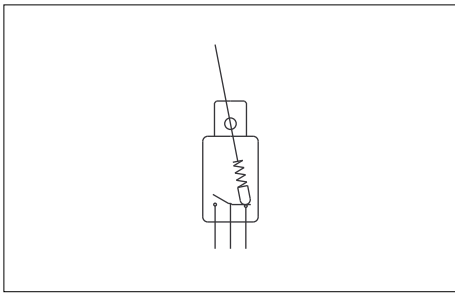
Mounting accessories : standard hardware supplied with all models with threaded bushing : 2 hex nuts 8 mm (.314) across flats. Standard and special hardware available are presented in section I.



Packaging unit : 50 pieces for SP models, 25 pieces for DP.

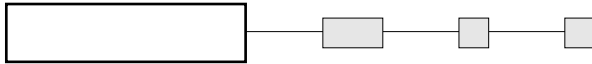
21000N series

Low profile toggle switches



- Epoxy sealed terminals standard
- 1 and 2 pole configurations

MODEL STRUCTURE

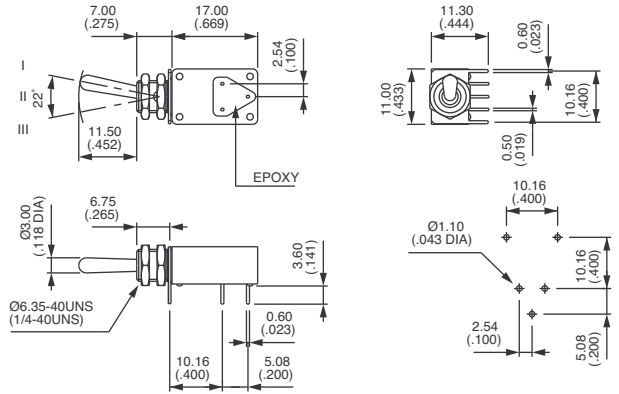


Threaded bushing - single pole



21136N
21139N
21137N
21138N
21132N

III	II	I
2-3		1-2
ON	-	ON
ON	OFF	ON
MOM	OFF	MOM
ON	OFF	MOM
ON	-	MOM

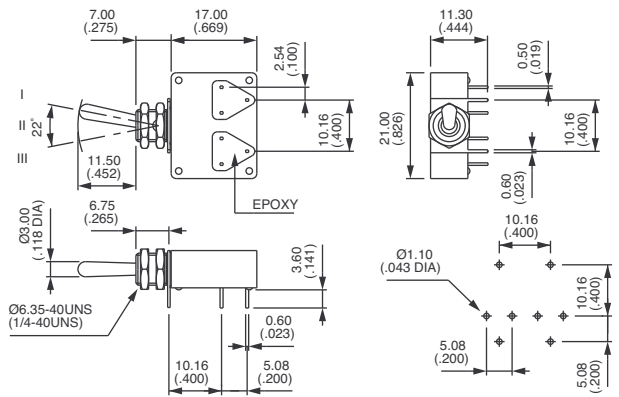


Threaded bushing - double pole



21146N
21149N
21147N
21148N
21142N

III	II	I
2-3		1-2
5-6		4-5
ON	-	ON
ON	OFF	ON
MOM	OFF	MOM
ON	OFF	MOM
ON	-	MOM

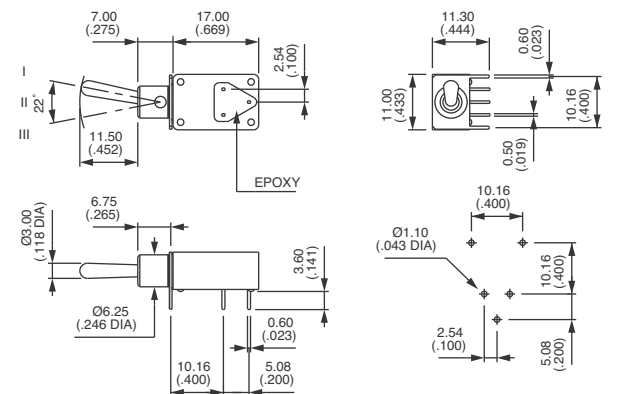


Plain bushing - single pole



21236N
21239N
21237N
21238N
21232N

III	II	I
2-3		1-2
ON	-	ON
ON	OFF	ON
MOM	OFF	MOM
ON	OFF	MOM
ON	-	MOM





21000N series

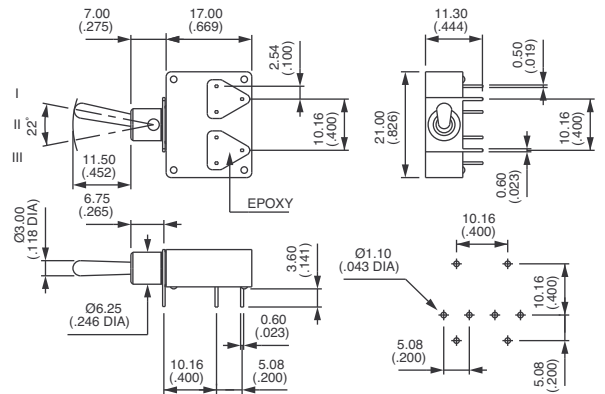
Low profile toggle switches

Plain bushing - double pole

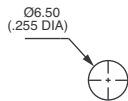


21246N
21249N
21247N
21248N
21242N

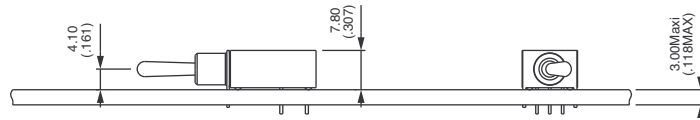
III	II	I
2-3		1-2
5-6		4-5
ON	-	ON
ON	OFF	ON
MOM	OFF	MOM
ON	OFF	MOM
ON	-	MOM



PANEL CUT-OUT

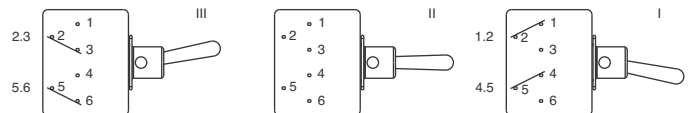


PCB MOUNTING



POSITIONS AND CONNECTIONS

Bottom view



Function 6	ON	-	ON
Function 9	ON	OFF	ON
Function 7	MOM	OFF	MOM
Function 8	ON	OFF	MOM
Function 2	ON	-	MOM

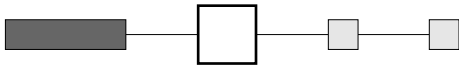
21000N series

Low profile toggle switches

OPTIONS

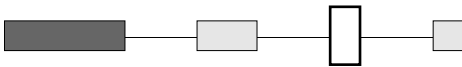


CONTACT MATERIALS



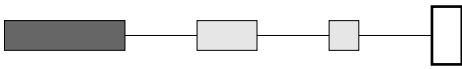
- A** Silver
- LD** Brass, gold plated

FINISH



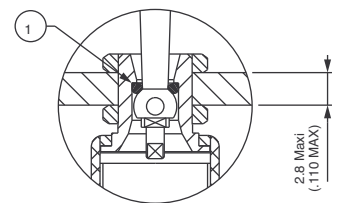
- Blank** Bright chrome finish on actuator, nickel plating for bushing and hardware.
- G** Black finish on bushing, actuator and hardware

SEALING



Epoxy sealed terminals are standard.

- Blank** No sealing except standard.
- K** Bushing internally sealed by one O-ring (version without washer U360). Protects the switch against water and dust.



① O-ring